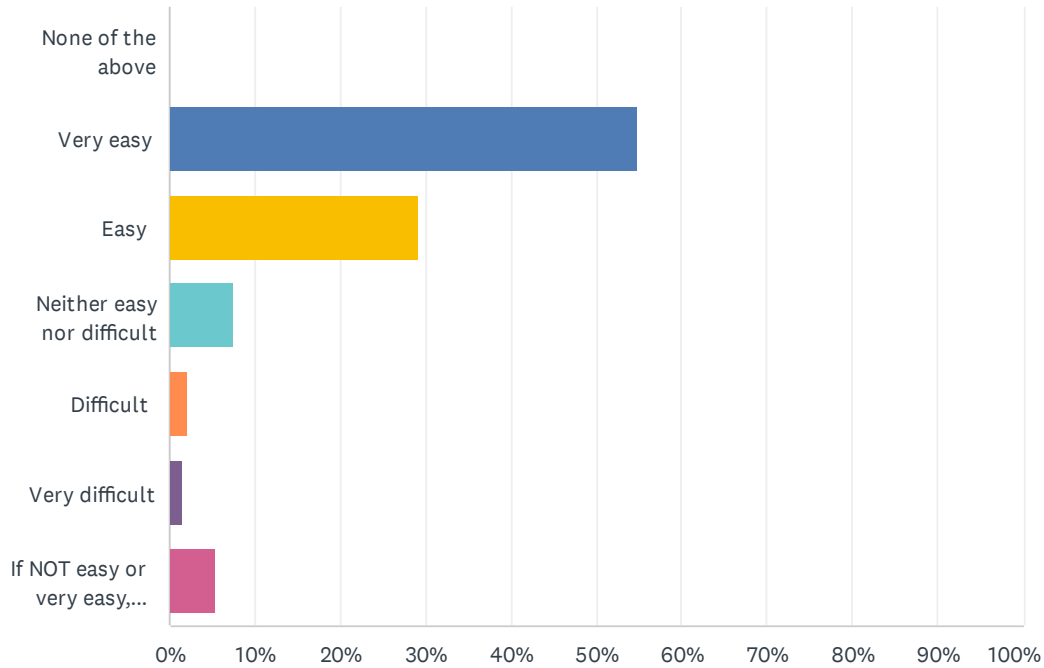


Q1 How easy was it to book your recent appointment at Boultham park Medical Practice?

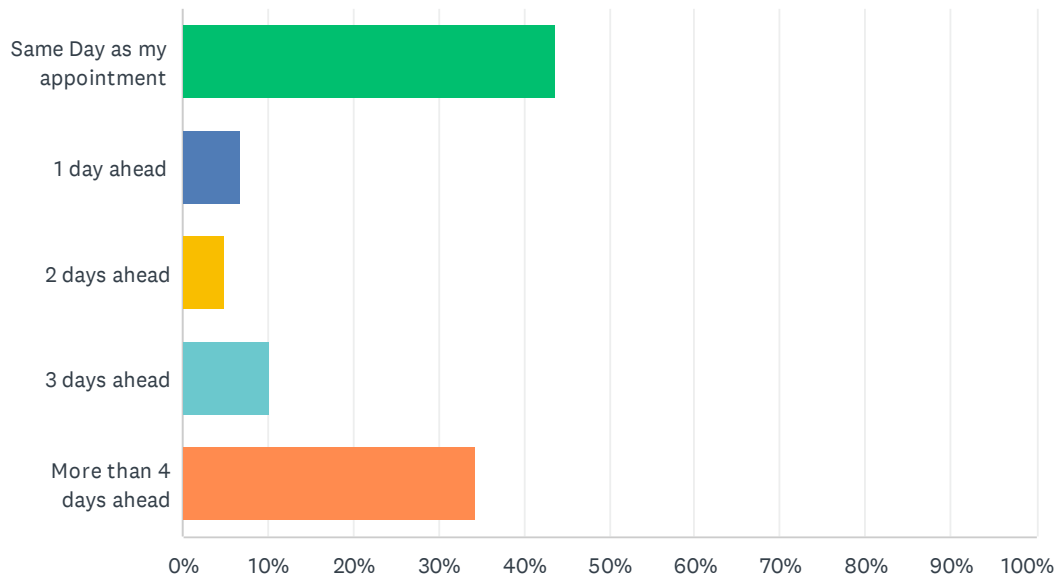
Answered: 285 Skipped: 0



ANSWER CHOICES	RESPONSES	
None of the above	0.00%	0
Very easy	54.74%	156
Easy	29.12%	83
Neither easy nor difficult	7.37%	21
Difficult	2.11%	6
Very difficult	1.40%	4
If NOT easy or very easy, please specify why	5.26%	15
TOTAL		285

Q2 How far ahead did you book your appointment?

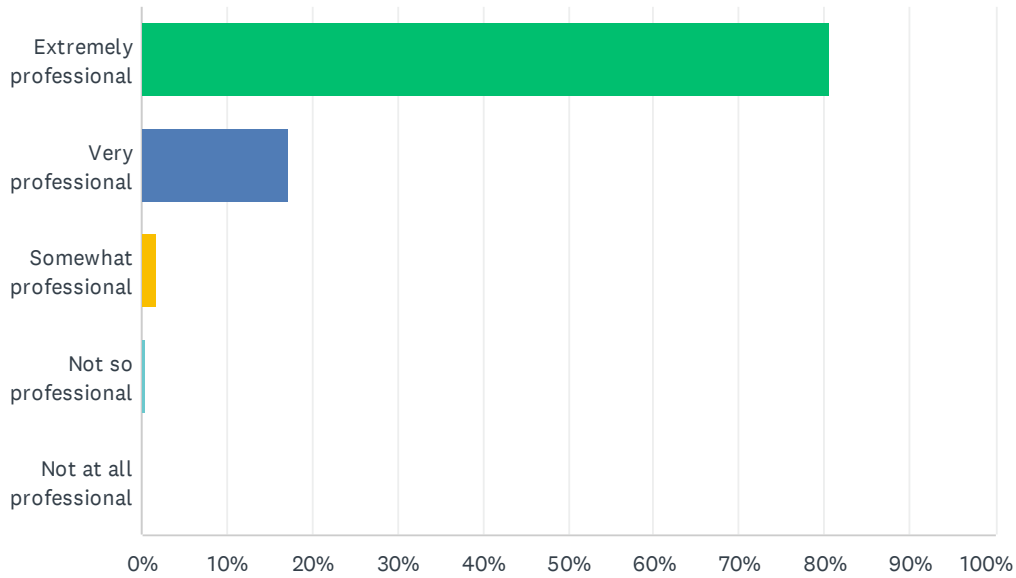
Answered: 282 Skipped: 3



ANSWER CHOICES	RESPONSES	
Same Day as my appointment	43.62%	123
1 day ahead	6.74%	19
2 days ahead	4.96%	14
3 days ahead	10.28%	29
More than 4 days ahead	34.40%	97
TOTAL		282

Q3 Was the doctor/nurse you saw professional and courteous?

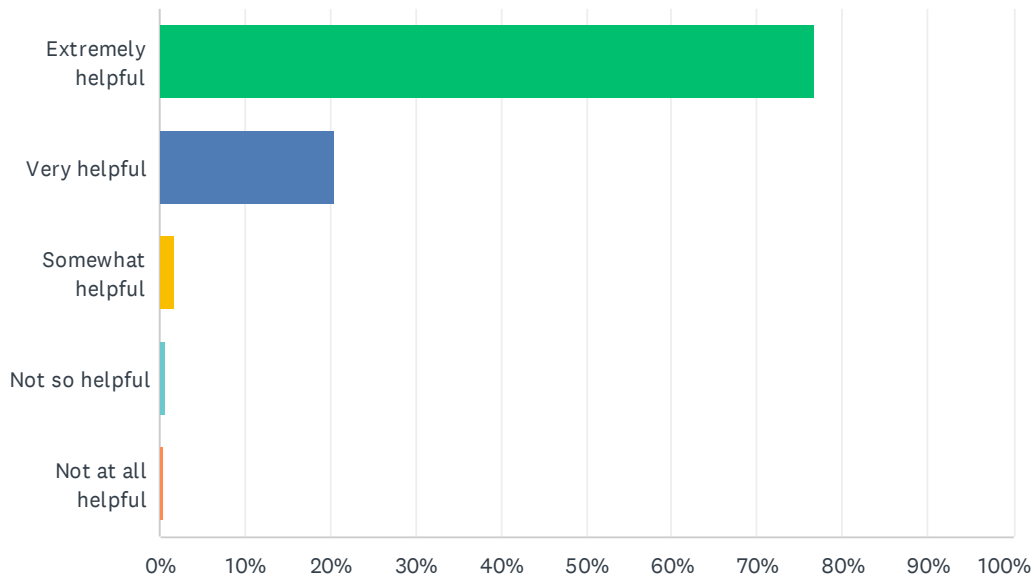
Answered: 282 Skipped: 3



ANSWER CHOICES	RESPONSES	
Extremely professional	80.50%	227
Very professional	17.38%	49
Somewhat professional	1.77%	5
Not so professional	0.35%	1
Not at all professional	0.00%	0
TOTAL		282

Q4 Was the doctor / nurse helpful about your health concerns?

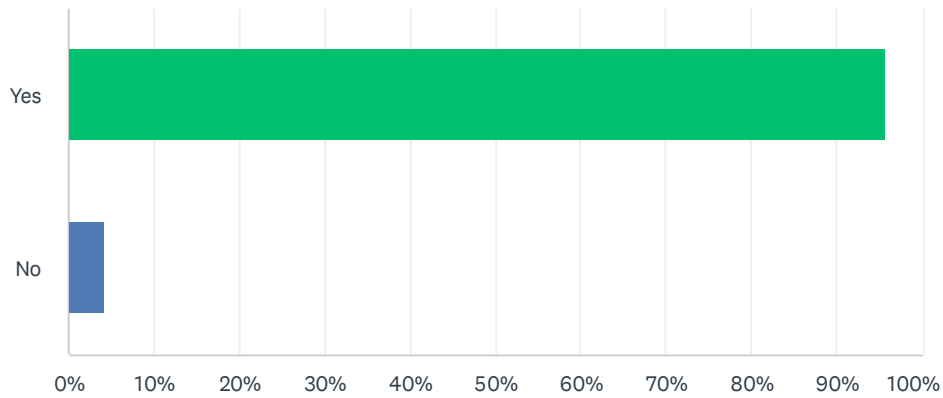
Answered: 283 Skipped: 2



ANSWER CHOICES	RESPONSES	
Extremely helpful	76.68%	217
Very helpful	20.49%	58
Somewhat helpful	1.77%	5
Not so helpful	0.71%	2
Not at all helpful	0.35%	1
TOTAL		283

Q5 Did you get the outcome you wanted/expected from your appointment

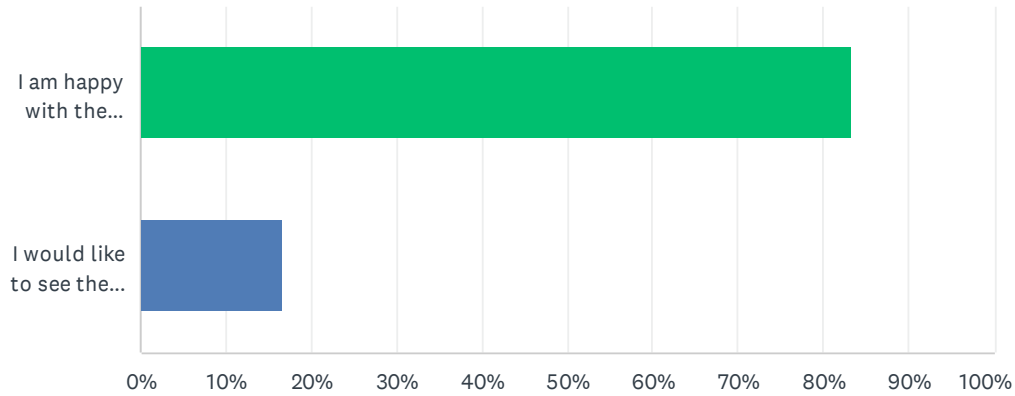
Answered: 281 Skipped: 4



ANSWER CHOICES	RESPONSES	
Yes	95.73%	269
No	4.27%	12
TOTAL		281

Q6 What improvement to our services would you like to see at Boultham park Medical Practice?

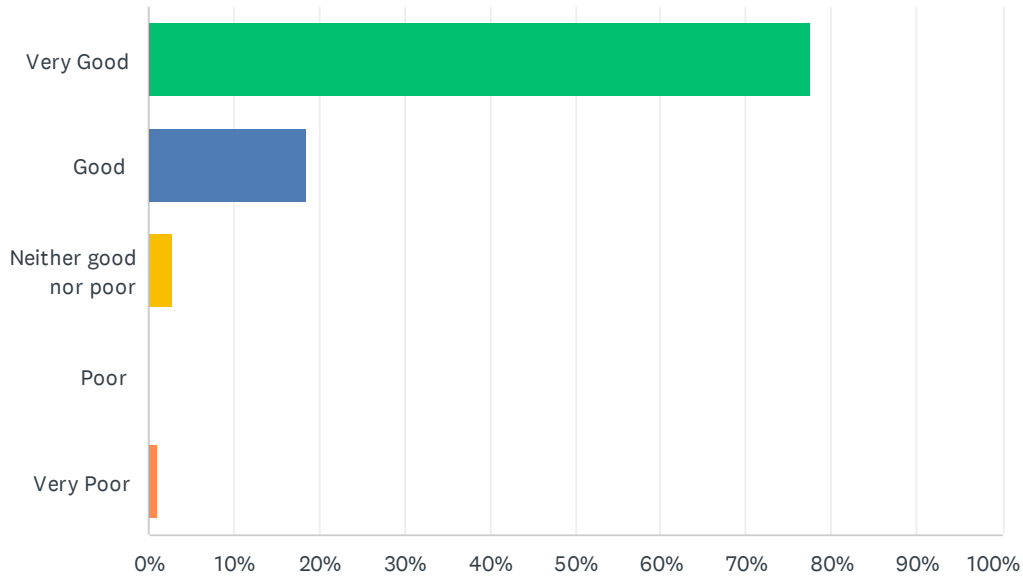
Answered: 270 Skipped: 15



ANSWER CHOICES	RESPONSES	
I am happy with the service you provide, or	83.33%	225
I would like to see the following improvements:	16.67%	45
TOTAL		270

Q7 Thinking about Boultham Park Medical Practice overall, how would you rate your most recent experience of our service?

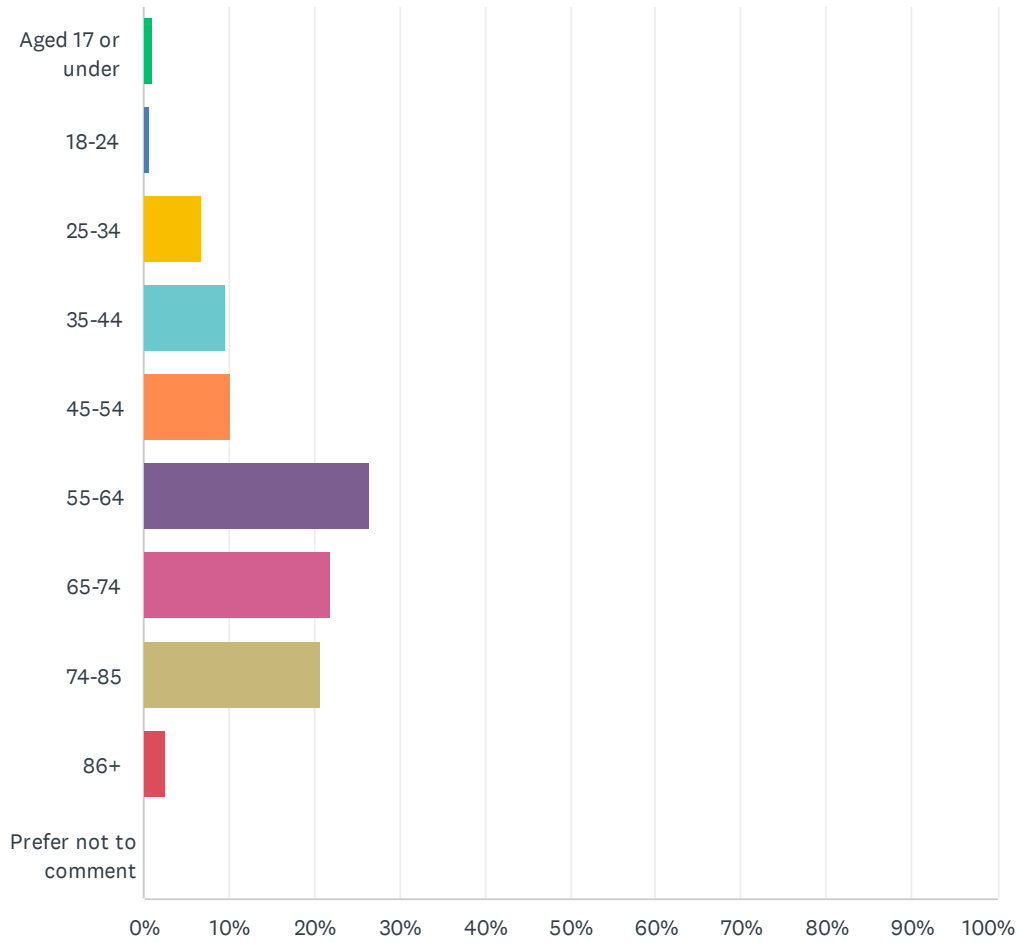
Answered: 285 Skipped: 0



ANSWER CHOICES	RESPONSES	
Very Good	77.54%	221
Good	18.60%	53
Neither good nor poor	2.81%	8
Poor	0.00%	0
Very Poor	1.05%	3
TOTAL		285

Q8 Please select your age group.

Answered: 281 Skipped: 4

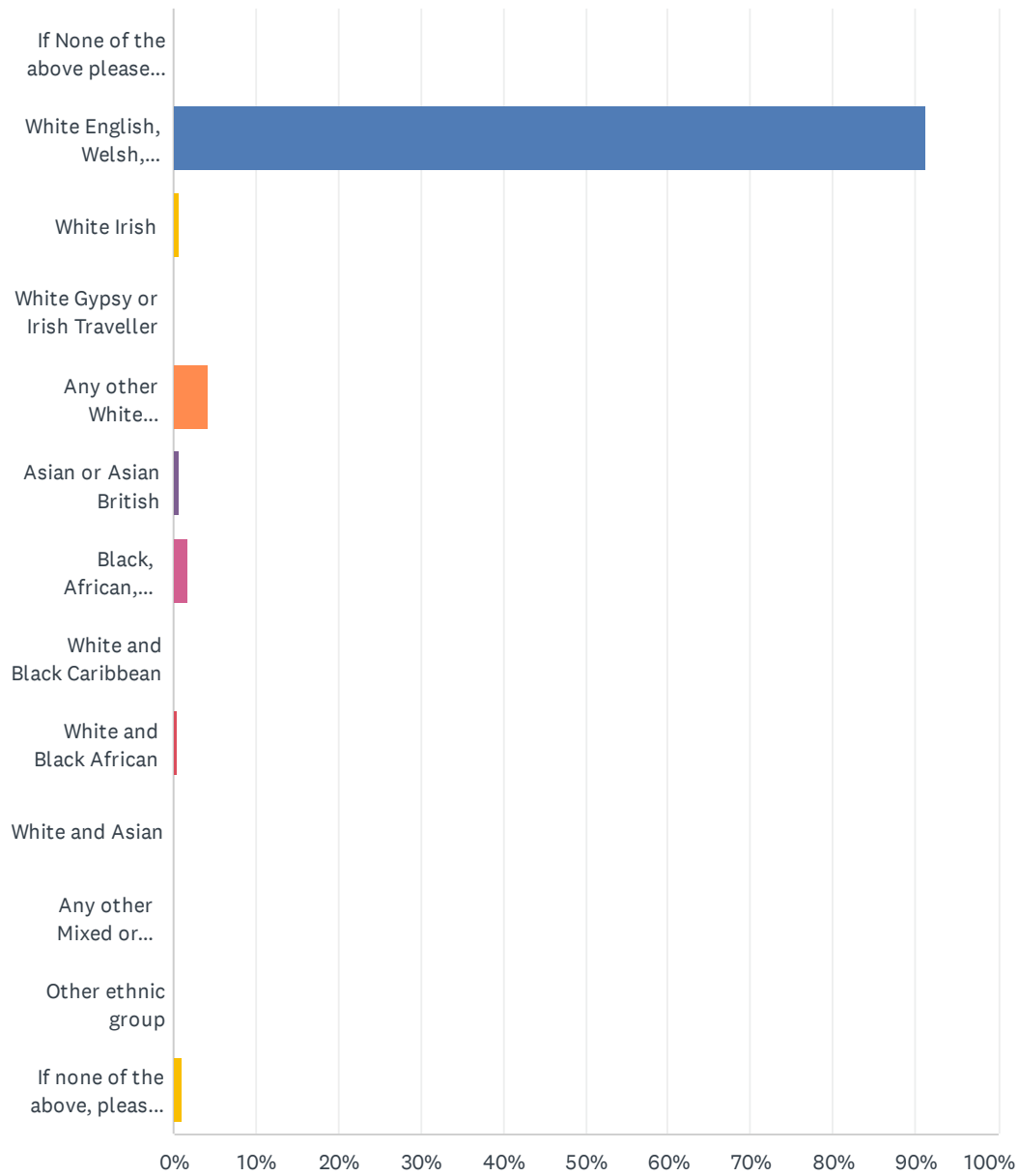


Boultham Park Medical Practice - Patient feedback - 2023v1

ANSWER CHOICES	RESPONSES	
Aged 17 or under	1.07%	3
18-24	0.71%	2
25-34	6.76%	19
35-44	9.61%	27
45-54	10.32%	29
55-64	26.33%	74
65-74	22.06%	62
74-85	20.64%	58
86+	2.49%	7
Prefer not to comment	0.00%	0
TOTAL		281

Q9 Please select your ethnicity

Answered: 284 Skipped: 1

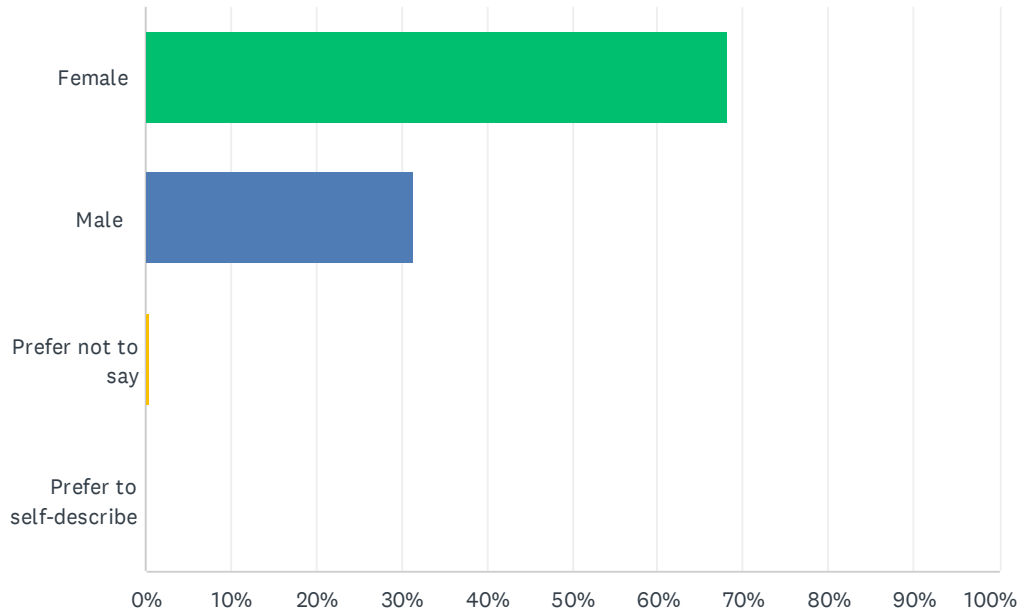


Boultham Park Medical Practice - Patient feedback - 2023v1

ANSWER CHOICES	RESPONSES	
If None of the above please state	0.00%	0
White English, Welsh, Scottish, Northern Irish or British	91.20%	259
White Irish	0.70%	2
White Gypsy or Irish Traveller	0.00%	0
Any other White background	4.23%	12
Asian or Asian British	0.70%	2
Black, African, Caribbean or Black British	1.76%	5
White and Black Caribbean	0.00%	0
White and Black African	0.35%	1
White and Asian	0.00%	0
Any other Mixed or multiple ethnic background	0.00%	0
Other ethnic group	0.00%	0
If none of the above, please state your ethnicity	1.06%	3
TOTAL		284

Q10 What best describes your gender

Answered: 283 Skipped: 2



ANSWER CHOICES	RESPONSES	
Female	68.20%	193
Male	31.45%	89
Prefer not to say	0.35%	1
Prefer to self-describe	0.00%	0
TOTAL		283